



# Graphs in Machine Learning


## Movie Recommendations

Graph Distance Approaches

Michal Valko

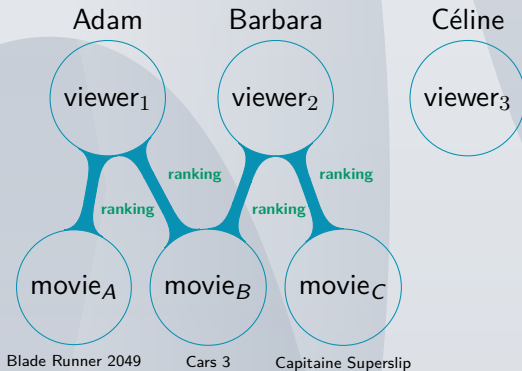
*Inria & ENS Paris-Saclay, MVA*

Partially based on material by: Ulrike von Luxburg,  
Gary Miller, Doyle & Schnell, Daniel Spielman



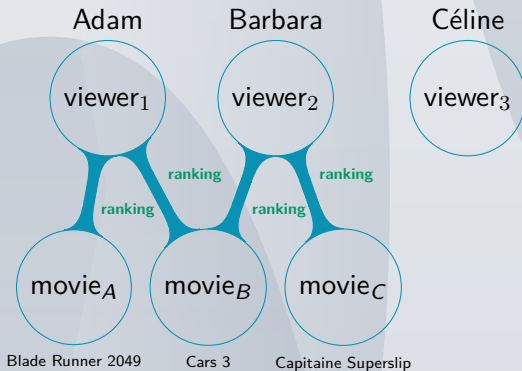
# Use of Laplacians: Movie recommendation

How to do movie recommendation on a bipartite graph?



# Use of Laplacians: Movie recommendation

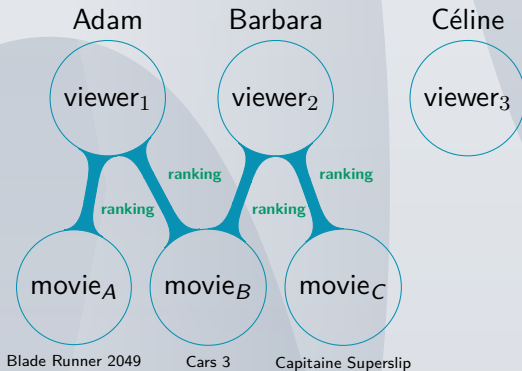
How to do movie recommendation on a bipartite graph?



Question: *Do we recommend Capitaine Superslip to Adam?*

# Use of Laplacians: Movie recommendation

How to do movie recommendation on a bipartite graph?



Question: *Do we recommend Capitaine Superslip to Adam?*

Let's compute some  $\text{score}(v, m)$ !

# Use of Laplacians: Movie recommendation

How to compute the  $\text{score}(v, m)$ ?

# Use of Laplacians: Movie recommendation

How to compute the  $\text{score}(v, m)$ ? Using some **graph distance**!

## Use of Laplacians: Movie recommendation

How to compute the  $\text{score}(v, m)$ ? Using some **graph distance**!

Idea<sub>1</sub>: maximally weighted path

$$\text{score}(v, m) = \max_{vPm} \text{weight}(P) = \max_{vPm} \sum_{e \in P} \text{ranking}(e)$$

## Use of Laplacians: Movie recommendation

How to compute the score( $v, m$ )? Using some **graph distance**!

Idea<sub>1</sub>: maximally weighted path

$$\text{score}(v, m) = \max_{vPm} \text{weight}(P) = \max_{vPm} \sum_{e \in P} \text{ranking}(e)$$

Problem: If there is a weak edge, the path should not be good.



## Use of Laplacians: Movie recommendation

How to compute the  $\text{score}(v, m)$ ? Using some **graph distance**!

Idea<sub>1</sub>: maximally weighted path

$$\text{score}(v, m) = \max_{vPm} \text{weight}(P) = \max_{vPm} \sum_{e \in P} \text{ranking}(e)$$

Problem: If there is a weak edge, the path should not be good.

Idea<sub>2</sub>: change the path weight

$$\text{score}_2(v, m) = \max_{vPm} \text{weight}_2(P) = \max_{vPm} \min_{e \in P} \text{ranking}(e)$$

## Use of Laplacians: Movie recommendation

How to compute the  $\text{score}(v, m)$ ? Using some **graph distance**!

Idea<sub>1</sub>: maximally weighted path

$$\text{score}(v, m) = \max_{vPm} \text{weight}(P) = \max_{vPm} \sum_{e \in P} \text{ranking}(e)$$

Problem: If there is a weak edge, the path should not be good.

Idea<sub>2</sub>: change the path weight

$$\text{score}_2(v, m) = \max_{vPm} \text{weight}_2(P) = \max_{vPm} \min_{e \in P} \text{ranking}(e)$$

Problem of 1&2: Additional paths does not improve the score.

# Use of Laplacians: Movie recommendation

How to compute the  $\text{score}(v, m)$ ? Using some **graph distance**!

Idea<sub>1</sub>: maximally weighted path

$$\text{score}(v, m) = \max_{vPm} \text{weight}(P) = \max_{vPm} \sum_{e \in P} \text{ranking}(e)$$

Problem: If there is a weak edge, the path should not be good.

Idea<sub>2</sub>: change the path weight

$$\text{score}_2(v, m) = \max_{vPm} \text{weight}_2(P) = \max_{vPm} \min_{e \in P} \text{ranking}(e)$$

Problem of 1&2: Additional paths does not improve the score.

Idea<sub>3</sub>: consider everything

$$\text{score}_3(v, m) = \text{max flow from } m \text{ to } v$$

# Use of Laplacians: Movie recommendation

How to compute the  $\text{score}(v, m)$ ? Using some **graph distance**!

Idea<sub>1</sub>: maximally weighted path

$$\text{score}(v, m) = \max_{vPm} \text{weight}(P) = \max_{vPm} \sum_{e \in P} \text{ranking}(e)$$

Problem: If there is a weak edge, the path should not be good.

Idea<sub>2</sub>: change the path weight

$$\text{score}_2(v, m) = \max_{vPm} \text{weight}_2(P) = \max_{vPm} \min_{e \in P} \text{ranking}(e)$$

Problem of 1&2: Additional paths does not improve the score.

Idea<sub>3</sub>: consider everything

$$\text{score}_3(v, m) = \text{max flow from } m \text{ to } v$$

# Michal Valko

`michal.valko@inria.fr`

Inria & ENS Paris-Saclay, MVA

`https://misovalko.github.io/mva-ml-graphs.html`

